

Ciconia 1.8

Michael Scott Cuthbert (cuthbert@mit.edu)

This is the release version of Ciconia, a font for expressing 14th and early-15th century music notation. Ciconia is designed to work in any music notation program or to be embedded within double-spaced text.

Ciconia font is free for academic use. It should not be redistributed however. Instead, the latest version should always be downloaded from <http://myke.trecento.com/fonts/>. Organizations wishing to use Ciconia in books or journals should contact me for permission. I generally give permission for free for publications unlikely to make a lot of money or those using the font only incidentally.

Q & A:

Q: Does the Ciconia font work with the Medieval plug-in for Finale?

A: I don't know...if I owned that software I'd be able to try it out.

Q: How should I use the font within Microsoft Word?

A: Ciconia works best in double-spaced or 1.5 spaced documents. Within a paragraph, it is best to use paragraph spacing "exactly 26pt" or 28pt for double spacing for 12 point fonts. Then use Ciconia at 20–24pt and it should look fine. As an added bonus for using "exactly 26pt," the bug that makes your footnotes appear on the wrong page will no longer appear. To make it easier to switch to Ciconia and back, I create a style called "TrecentoMusic" (or whatever) under Format→Style. Choose style type "Character," then click on the Format button and select Font. Choose Ciconia 16–24pt. Then after clicking OK, I select "Shortcut Key." Hold down alt and press S twice. Click okay. After this, close Word and save changes to Normal.dot. Now when you restart Word, whenever you want to insert Trecento music, type Alt-SS, type the music, and press Ctrl-Space to return to your normal font.

Q: How do I get [X] symbol added to Ciconia 2.0?

A: Email me at cuthbert@mit.edu and if it's not too difficult, I'll fit it in my schedule. I hope to add a complete set of ligatures (maybe as a second font) soon.

Q: Are there Mac or Postscript versions of Ciconia?

A: Yes, Ciconia.suit\$ is Mac True Type and Cicon\$ is Mac Postscript. Cic.zip is PC Postscript. I've never figured out what makes the Mac font work on some Macs and not on others, try all versions (uninstalling the previous one after it works or doesn't). Mac fonts are a real mystery. I've spent enough time on it and I'm really frustrated—sorry to say, but if you want me to work further on this, you should probably offer to pay for my time. It's no longer fun, and I'm not a Mac person.

Q: Sometimes the images on the screen cut off parts of the more complicated tails.

A: Yes, but they should still print out fine. I might work on the screen images someday.

Q: How do I download and install fonts (Win9x, WinNT)

A: Right-click on the link and select: "Save Target As..." and save it to the desktop. Open

from the start menu, Settings→Control Panel. Open “Fonts”. Now drag your font from the desktop to the Fonts folder and it will be installed. You can delete the copy on the desktop after doing this.

Q1: Hey! You used to have circle-within-circle mapped to “ö” but now you moved it and there’s a space there instead. What gives?

Q2: When I type “+” I just get a space. What gives?

A: It’s to help people who use multiple time signatures (such as pieces that change between time signatures without notice).¹ In Finale, it’s nearly impossible to make time signatures such as $\frac{2}{2}$ $\frac{3}{2}$ without either having the two time signatures completely touching, or without having a plus sign between them ($\frac{2}{2}+\frac{3}{2}$). The only easy way to do this is change the Document Options: Fonts: Time Signature Plus Sign to a font that has a space for “+” in Finale 2004ish, and “ö” in newer versions. Ciconia works great for this. (o within O is now found at ö). In case you’re wondering, the hard way to do this involves measure expressions, manual spacing, etc.; yuk!

Character Layout

The basic keyboard layout for Ciconia is based on a font by David Rakowski.² Only the keyboard layout was borrowed, all the glyphs are new to Ciconia, so figures will look similar but not identical between the fonts.

Black notation symbols are generally upper-case. B = breve, S = semibreve, L = long
























































White notation symbols are generally lower-case.

Time signatures are found in capital O-Z and lowercase o and in extended asci.

Key	Glyph	Symbol	Key	Glyph	Symbol	Key	Glyph	Symbol
a		minim + semiminim	A		semibreve + minim	o		long rest
b		void breve	B		breve	l		breve rest
c		c dot time sig.	C		tempus impf + prol. impf.	2		semibreve rest
d		void dragma	D		dragma	3		minim rest
e		void rt. flag asc. + desc. tl.	E		rt. flag ascend + desc. tail	4		
f		void asc. stem + lf flag desc.	F		ascend stem + left flag desc.	5		
g		void asc. stem + rt flag desc.	G		ascend stem + right flag desc.	6		right flare flag semim.


¹ Personally, I don’t like it when people do this, but I aim to please.

² A few characters were switched, the character which used to be at c is now also found at W. These characters have been moved: 4 → U, 5 → V, 2 → H, 3 → Y.

h		void asc. rt flag + desc left flag	H		ascend right flag + desc. left flag	7		rt extended flag semim.
i		void lf flag semiminim	I		left flag semi- minim	8		lf extended flag semim.
j		void left flag tail	J		left flag tail	9		lf extended flag tail
k		time signature 3 (see <i>GB-Ob229</i>)	K		c clef	!		rt tail half void
l		void long	L		long	@		
m		void minim	M		minim	#		
n		void semibreve caudata	N		semibreve caudata	\$		
o		stroked circle	O		tempus perf. + prol. impf.	%		
p		punctus	P		tempus perf. + prol. perf.	^		lig. semib. caudata
q		triple dotted circle (alt)	Q		triple dotted circle	&		stem + rt tail half void
r		triple dotted C	R		double dotted circle	<		flat with dot
s		void semibreve	S		semibreve	=		natural with four lines
t			T		double dotted c	>		
u			U		reverse c	'		stem + rt flare tail h. v.
v		sm with open flag to the left	V		reverse c-dot	"		rt ext. tail half void
w		lowered long	W		tempus impf. + prol. perf.	[	coloration start
x		void maxima (double long)	X		maxima (double long)]		coloration end
y		void rt. flag semiminim	Y		right flag semiminim	(	alt. color. start
z			Z		cut c)		alt. color. end
{		four-line staff	}		six-line staff			five-line staff
/		f-clef (alternate)	!		half-void, rt. tail not extended	\		f-clef

?	◆◆	punctus joined s.b.s	:	⋮	prolatione minor ⋮	;	⋮	prolatione major
À	▤	modus perf. vertical	Á	▤	modus impf. vertical	ō	⊙	o within O symbol
Â	▥	tempus perf. horizontal	Ã	▥	tempus impf. horizontal			
Ç	□	lowered void breve	È	◇	lowered void minim	É	◇	lowered void semibreve
Ê	◆	lowered oblique semibreve	Ë	◆	lowered left-flag semiminim	Ï	◆	lowered right-flag sm.
Î	◆	lowered minim	Ï	◆	lowered semibreve	ú	■	lowered breve
Ï	■	high lig. c.o.p. start	Ô	■	medium lig. c.o.p. start	Ó	■	low lig. c.o.p. start
ò	■	high lig. c.o.p. end or lig mid.	ô	■	med. lig. c.o.p. end or lig. mid.	ó	■	low lig. c.o.p. end or mid.
à	⊕	cut c-dot	á	⊕	cut reverse c- dot	â	⊕	cut circle dot
ã	⊕	cut reverse c						

Double spaced text example:

At the beginning of the ritornello, the change from \ominus to \oplus allows the same *senaria* rhythm

to now be grouped in three groups of two, often expressed as $\blacklozenge \blacklozenge \blacklozenge \blacklozenge \blacklozenge \blacklozenge$. A newly
discovered *ars subtilior* version of the same piece gives this rhythm as: $\blacklozenge \blacklozenge \blacklozenge \blacklozenge \blacklozenge \blacklozenge$.

Change History

-
- I.0 Initial Release. (16 Dec 2001)
 - I.1 Added natural with lines and flat with dot. Made punctus bigger. Fixed non-breaking space. (22 Feb 2002)
 - I.2 Staves of four, five, and six lines. (3 March 2003)
 - I.3 Lowered symbols in Unicode C8–CF
 - I.4 Initial simple ligature support in Ò, Ô, Ó, ò, ô, ó characters. Funky “o in O” 15th c. time signature as ö. (4 February 2006). N.B. Ciconia will never have full ligature support. Another font, maybe.
 - I.5 [small fixes]
 - I.6 Added more mensuration symbols
 - I.7 Moved o within O for better Finale support.
 - I.8 Moved sig. 3, + void long and void maxima and more cut mensural signatures (18 Sep 2010)